
















Legend (Existing)

-  Ramp Meter
-  Cabinet
-  Existing Cantilever Sign Structure
-  Existing Overhead Sign Structure
-  Loop Detector on Freeway Mainline
-  Loop Detector on Ramp
-  Existing DMS
-  Walk-in Shelter

Legend (Proposed Express Lane)

-  Proposed Toll Rate DMS Sign
-  Proposed Entrance/Exit Sign
-  Proposed Express Lane Entry/Exit Location
-  Proposed Tolling Location (Total 5)
-  MnPass Lane (Each direction)
-  MnPass Lane Reversible
-  Proposed New Directional Cantilever Sign Structure

MnPass System Concept



12/9/04

Figure 1A